

# 19" ERATline 200 Series

## Wall Mounting Cabinets

Width: 600 mm

Depth: 450/600 mm



### Production Standards:

- ISO 9001:2015 - Quality Management System
- ISO 14001:2015 - Environmental Management System

### Compliance:

- EN 61587-1 Mechanical structures for electronic equipment - Tests for IEC 60917 and IEC 60297 series
- Climatic and Environment: EN 61587-1/4.2, IEC60068-2-1, IEC60068-2-2, IEC60068-2-30
- Static Mechanical Load Lifting: EN 61587-1/5.2.1
- Static Mechanical Load Stiffness: EN 61587-1/5.2.2
- Dynamic Mechanical Load Vibration and Shock, Impact: EN61587-1/5.3.1, EN61587-1/5.3.3, IEC60068-2-6, IEC60068-2-27
- Earth Bond: EN61587-1/6.2
- Flammability: EN 61587-1/6.3
- Degrees of Protection Provided by Enclosures (Ip Code): IP20
- EN 13501-1+ A1- Epoxy Powder coated compliant to Fire classification of construction products and building elements Part 1: Classification using data from reaction to fire tests
- Epoxy Powder coating tested as per EN ISO 9227 and ASTM B 117 Corrosion tests in artificial atmospheres - Salt spray tests; minimum 1000 hours
- EN ISO 2409 Paints and varnishes - Cross-cut test
- EN ISO 2178 Non-magnetic coatings on magnetic substrates
- Measurement of coating thickness - Magnetic method
- RoHS Compliancy according to 2011/65/EU
- CE Compliant to EN 60950-1



Wall mounted maximum load capacity up to 100 kg.



### Wall Mounting ERATline 200 Series Cabinets

7U/9U/12U/16U/20U W600xD450 mm and W600xD600 mm

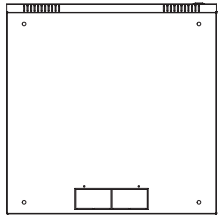
- Multi folded modular design clamped with screws, coated with RAL 7035 epoxy polyester powder.
- Glass door at the front, with 4,0 mm dark coloured and EN 12150-1 compatible tempered secure glass with metal housing and a single point barrel locking.
- Lockable side panels with special spring loaded pin system. 1 set of 19" front depth adjustable equipment mounting rails & 1 set of 19" rear fixed equipment mounting rails.
- Three 60x210mm removable cable entry panels connected with micro joints available at the top, bottom and rear side of the cabinet.
- Ventilation slots that can mount single or double fan modules for forced ventilation.
- Wall mounted maximum load capacity up to 100 kg. Wall mounting kit included.

# 19" ERATline 200 Series

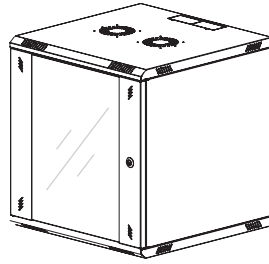
## Wall Mounting Cabinets

Width: 600 mm

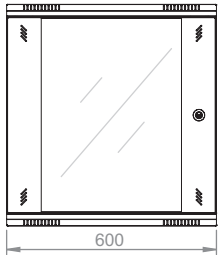
Depth: 450/600 mm




Bottom view



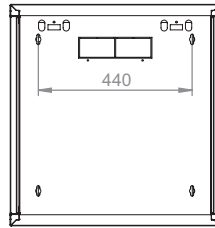
Isometric view



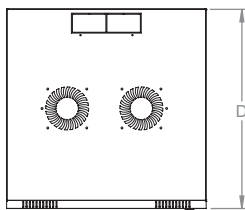
Front view



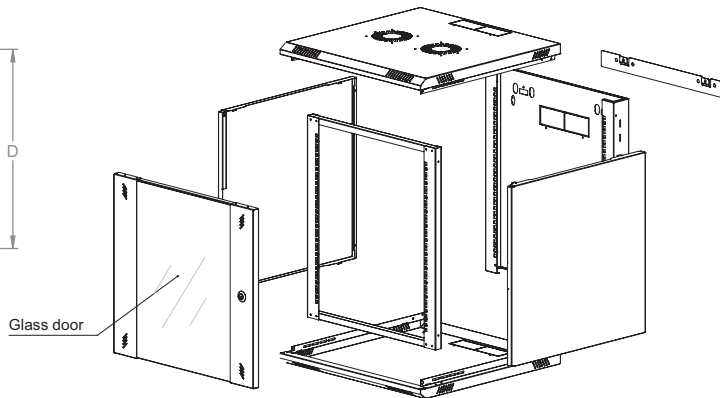
Side view



Rear view



Top view



Exploded view



19" ERATline 200 Series Wall Mounting Cabinets W600 x D450 mm		
Dimensions WxDxH mm	Package Size WxDxH mm	Product Description
600x450x411	650x490x427	7U 19" W600 x D450 mm Wall Mounting Cabinet
600x450x500	650x490x516	9U 19" W600 x D450 mm Wall Mounting Cabinet
600x450x633	650x490x649	12U 19" W600 x D450 mm Wall Mounting Cabinet
600x450x812	650x490x828	16U 19" W600 x D450 mm Wall Mounting Cabinet
600x450x988	650x490x1004	20U 19" W600x D450 mm Wall Mounting Cabinet

19" ERATline 200 Series Wall Mounting Cabinets W600 x D600 mm		
Dimensions WxDxH mm	Package Size WxDxH mm	Product Description
600x600x411	650x650x427	7U 19" W600 x D600 mm Wall Mounting Cabinet
600x600x500	650x650x516	9U 19" W600 x D600 mm Wall Mounting Cabinet
600x600x633	650x650x649	12U 19" W600 x D600 mm Wall Mounting Cabinet
600x600x812	650x650x828	16U 19" W600 x D600 mm Wall Mounting Cabinet
600x600x988	650x650x1004	20U 19" W600 x D600 mm Wall Mounting Cabinet

\* H length can be checked from the product dimensions.



# 19" ERATline 200 Series

## Wall Mounting Cabinets Accessories



Fan Modules for wall mounting cabinets, plug and play without reconfiguration, available with on/off switches or automatic analog thermostat . Each fan has an air flow capacity of 2,3-3 cbm/min. Fan technical data: 18/17 W, 220/240 VAC, 50/60 Hz, 013/0,11 A,2300/3000 rpm 42 dB noise level, Fan lifetime span: 50.000 hours.



Fan Module On/Off Switched Ball Bearing Long Life Fan - 50.000 Hours - Features	
Category	Product Description
Accessory	1 fan module on/off switched wall mounting type
Accessory	2 fan module on/off switched wall mounting type


Fan Module Thermostat Switched Ball Bearing Long Life Fan - 50.000 Hours - Features	
Category	Product Description
Accessory	1 fan module thermostat switched wall mounting type
Accessory	2 fan module thermostat switched wall mounting type

\*CC= Color codification. Replace CC with BL for Black RAL 9005 Color and replace CC with LC for Light Grey RAL 7035 Color.

Fan Module On/Off Switched Ball Bearing Long Life Fan 50.000 Hours - Economic - Features	
Category	Product Description
Accessory	1 way fan module on/off switched
Accessory	2 way fan module on/off switched

Fan Module Thermostat Switched Ball Bearing Long Life Fan 50.000 Hours - Economic - Features	
Category	Product Description
Accessory	1 way fan module thermostat controlled
Accessory	2 way fan module thermostat controlled

\*CC= Color codification. Replace CC with BL for Black RAL 9005 Color and replace CC with LC for Light Grey RAL 7035 Color.



Economic Extendable Fan Modules - No any Metal Housing - Ball Bearing Long Life Fan- 50.000 Hours - Economic+	
Category	Product Description
Accessory	Single fan with grill 1,8 meter power cable DIN49441 Schuko Plug and extension terminal male ball bearing long life fan
Accessory	Single fan with grill extension terminal female ball bearing long life fan

Snap in and Quick Terminal Grounding Cable Kit	
Category	Product Description
Accessory	Snap in 3 pcs grounding terminals and 3 pcs 20 cm long plug in type grounding cables

\* LN-FAN-HL-1FBB-E is just a fan for making cabinet equipped with 2 fans used with main product LN-FAN-HL-1FBB-M and add the extension fan.