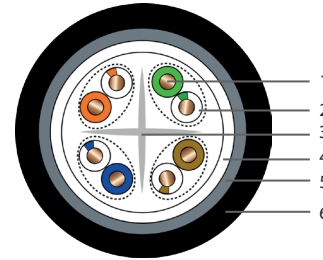


CAT 6A U-UTP 23 AWG OUTDOOR DATA CABLE



WHERE IT IS USED/ FEATURES	CABLE STRUCTURE
<p>ERAT CAT 6A Outdoor UV resistant, black PE Outer Jacket cables are suitable for harsh conditions for external applications. It is used to transport digital, analog voice, data, video and POE signals.</p> <p>ERAT CAT 6A U/UTP cables provide data rates of 10 Gbps/s at 500 MHz. It is the type of cable that carries The cable is sheathed using a Separator to minimize the interaction of the pairs. Outer Jacket production with HFFR or different features is carried out according to customer demand.</p> <ul style="list-style-type: none"> • 10000BASE-TX Gigabit Ethernet • 10000BASE-T Gigabit Ethernet • 1000BASE-TX Gigabit Ethernet • 1000BASE-T Gigabit Ethernet • ATM 155 / ATM 25 • 100BASE-T "Fast Ethernet" • 100BASE-T2/ 100BASE-T4 • 100BASE-TX • 10BASE-T Ethernet • ISDN, TPDDI, TP-PMD • Power Over Ethernet (PoE) 	<ol style="list-style-type: none"> 1. Copper Conductor 2. PE Insulation 3. Separator 4. Polyester Tape 5. Aluminium Foil 6. Outer Jacket

PHYSICAL PROPERTIES

Conductive	Solid, annealed copper
Conductor Diameter	23 AWG
Insulation	Polyolefin
Number of Insulated Conductors	8, twisted in 4 pairs
Polyester Tape Wrap	Polyester Tape provides 100% coverage
Overall Inner Shield	Laminated aluminum foil providing 100% coverage (foil face is introverted)
Outer Jacket	Resistant to outdoor conditions, fully compatible with PE Th and UV conditions
Jacket Color	Black. (Different colors can be produced according to customer demand.)
Cable information the text	Brand, Type of cable, Relevant standards, Date, Serial number, Meter

MECHANICAL AND ENVIRONMENTAL PROPERTIES

Pulling Force	60 N / mm ² max
Bending Radius (Short Term)	4 x Cable Diameter
Bending Radius (Long Term)	8 x Cable Diameter
Operating Temperature	-40 to +80 °C
Installation Temperature	-10 to +60 °C
Storage Temperature	-40 to +80 °C

CAT 6A U-UTP 23 AWG OUTDOOR DATA CABLE

PACKAGING & SIZE & WEIGHT






Packaging Type	Outer Diameter (mm)	Approximate Weight (kg)
500 m Plywood Reel	7.4±0.3	24.3
1000 m Plywood Reel	7.4±0.3	48.2

ELECTRICAL SPECIFICATIONS

Characteristic Impedance	100±6 Ohm @ 1-500 MHz
DC Resistance	82 Ohm/km max.
Resistance Unbalance	2% max.
Capacitance	56 pF/m nom. @ 1 KHz
Capacity Imbalance (Wire to ground)	1600 pF/km max. @ 1 KHz.
Voltage	72 Vdc max.
Dielectric Strength	1.7 kV a.c. / 2 seconds
Velocity of Propagation (NVP)	Min. %78 - 80
Propagation Delay Skew	45 nS/100m max @ 1-500 MHz
Insulation Resistance	5000 MegaOhm·km min. @ 500 Vdc
Coupling attenuation	40 dB min @ 30-100 MHz 40-20Log(f/100) @100-500 MHz

Frequency (MHz)	Return Loss (dB)	Insertion Loss (dB)	NEXT Loss (dB)	PS NEXT Loss (dB)	ACRF (dB)
	Min.	Max.	Min.	Min.	Min.
1.00	19.1	1.9	65.0	62.0	64.2
4.00	21.0	3.5	64.1	61.8	52.1
8.00	21.0	5.0	59.4	57.0	46.1
10.00	21.0	5.5	57.8	55.5	44.2
16.00	20.0	7.0	54.6	52.2	40.1
20.00	19.5	7.8	53.1	50.7	38.2
25.00	19.0	8.8	51.5	49.1	36.2
31.25	18.5	9.8	50.0	47.5	34.3
62.50	16.0	14.0	45.1	42.7	28.3
100.00	14.0	18.0	41.8	39.3	24.2
200.00	11.0	26.1	36.9	34.3	18.2
250.00	10.0	29.5	35.3	32.7	16.2
300.00	9.2	32.7	34.0	31.4	14.6
400.00	8.0	38.4	29.9	27.1	12.1
500.00	8.0	43.8	26.7	23.8	10.2

ISOLATED COLORS

							
Blue	Blue/White	Orange	Orange /White	Green	Green /White	Brown	Brown/White